



# WATERSIDE QUARTER TRE ARCHI | CORE 1



## APARTMENTS 22, 27

Two bedroom apartments

These attractive apartments combine practicality with style. The open-plan kitchen/dining/living area is flexible enough for any lifestyle, whether you want to work from home, curl up in front of the TV or cook dinner for friends and family in the sleek kitchen. French doors lead out onto the private balcony from this room, directly overlooking the vibrant waterways. Situated on the fourth or fifth floor, these apartments come with underground parking and car charging points.

The two double bedrooms feature fitted wardrobes. Bedroom one has the added luxury of an en-suite shower room. There is also a contemporary family bathroom and plenty of storage.

Total internal area: 61.99 sq. mts. 667 sq. ft.



# WATERSIDE QUARTER TRE ARCHI | CORE 1

## APARTMENTS 22, 27 ▶

Two bedroom

**Kitchen/Dining/Living Area**  
6.90 m x 3.30 m 22'7" x 10'9"

**Bedroom 1**  
5.00 m x 2.90 m 16'4" x 9'6"

**Bedroom 2**  
3.70 m x 2.70 m 12'1" x 8'10"

**Balcony (Plots 150 & 151)**  
2.99 m x 1.35 m 9'9" x 4'5"

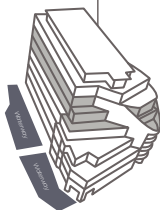
**Balcony (Plots 161 & 162\*)**  
2.75 m x 1.85 m 9'0" x 6'11"

**Total Internal Area**  
**61.99 sq. mts. 667 sq. ft.**

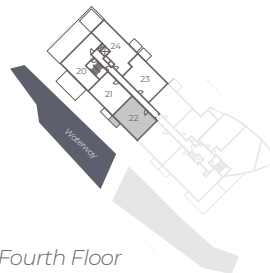
\*Dashed outline shows Plot 161 & 162



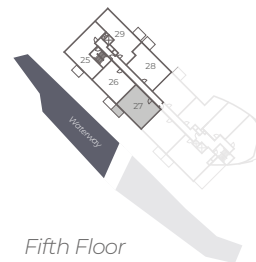
Tre Archi Apartments



Floor Locator



Fourth Floor



Fifth Floor

◀ Point from which maximum dimensions are measured. Dimensions are intended for guidance only and may vary by plus or minus 7.6cm/3". The plots indicate general layout only which may vary from other plots. Kitchen and bathroom layouts indicative only. W denotes Wardrobe. LC denotes Linen Cupboard. S denotes Storage. E/S denotes En-Suite. W/S denotes Workstation. (h) denotes Handed. Please contact sales consultant for more information.